



## Electric pallet truck

### Product information

Easy-to-use, lightweight, durable and compact size electric pallet truck. Equipped with electric lifting and lowering functions. Due to the stepless driving motor and small turning radius (1353 mm), the pallet truck is easy to use in narrow spaces and corridors. Max travelling speed 4-5 km/h depending of load. Hill climbing ability, empty 20% and loaded 6%. 10 Ah lithium battery ensures 3 hours of continuous operating time depending on the load. Separate charger enables charging of an additional battery during the use of the electric pallet truck. Charging time of the battery is 5 hours. Carbon brushless motor ensures carefree use and fast maintenance.

Product code of extra battery: **HAVA1500ELECAKKU**

Product code of charger (2 Ah): **HAVA1500ELECLATURI**

#### Content of the delivery:

- Electric pallet truck
- 1 pcs battery 48V / 10 Ah
- 1 pcs charger 2 Ah

**Temperature range:** -10°C - (+)55°C

**Note:** Different from the picture, there are double bogey wheels in front of the forks

Part code	WLL ton	Fork length mm	Width of forks mm	Minimum height of fork mm	Motor kW	Max. lifting height mm	Power of lifting motor kW	Weight kg	Delivery time
9001HAVA1500ELEC	1.5	1,150	550	82	0,75	197	0,8	117	7

## Technical data

### SPARE PARTS

Spare part (product  
code)

Description

Suitable for pallet truck (product  
code)


HAVA1500ELECAKKU	Battery   48 V, 10 Ah	HAVA1500ELEC, HAVA1500ELECPI
HAVA1500ELECLATURI	Charger	HAVA1500ELEC, HAVA1500ELECPI
HAVA1500ELECOP	Drive wheel   ø 140 x 55 mm	HAVA1500ELEC, HAVA1500ELECPI
HAVA1500ELECHS	Frame emergency stop switch, ass'y	HAVA1500ELEC, HAVA1500ELECPI
HAVA1500ELECHSA	Handle emergency stop switch, incl. spring	HAVA1500ELEC, HAVA1500ELECPI
HAVA1500ELECAISA	Complete handle (incl. electronics)	HAVA1500ELEC, HAVA1500ELECPI


Also other spare parts available, ask our sales for more information.

FRAME



HANDLE ASSY





---

**HYDRAULIC SYSTEM**




---

**CYLINDER**



---

**DRIVE SYSTEM**





**DRIVE UNIT**



FORK-LOADING WHEEL

